

DURUM WHEAT

# EMILIO LEPIDO

EARLY CYCLE

★HQ

The best for gluten tenacity



• Early-cycle and productive

• Ideal for late sowing.





• High yellow index and protein content.

## MAIN TRAITS

|              |        |
|--------------|--------|
| Plant height | Medium |
| Heading time | Early  |







## QUALITY

|  | LOW | MEDIUM | HIGH |
|--|-----|--------|------|
|--|-----|--------|------|

|                   |  |  |   |
|-------------------|--|--|---|
| Hectoliter weight |  |  |   |
| TKW (g)           |  |  |  |
| Yellow index      |  |  |  |
| Protein content   |  |  |  |
| Gluten tenacity   |  |  |  |

## TOLLERANCES

|  | LOW | MEDIUM | GOOD | EXCELLENT |
|--|-----|--------|------|-----------|
|--|-----|--------|------|-----------|

|                  |   |
|------------------|---|
| Lodging          |  |
| Winter hardiness |  |
| Powdery mildew   |  |
| Brown rust       |  |
| Septoria         |  |
| Fusarium spp     |  |